



**Anderson Instrument Co., Inc.**  
 156 Auriesville Rd.  
 Fultonville N.Y. 12072

Phone: 518-922-5315 or 800-833-0081  
 Fax: 518-922-8997 or 800-726-6733

# Technical Bulletin

## Data Worksheet for SL/SX Liquid Level Transmitters

### I. Product Density

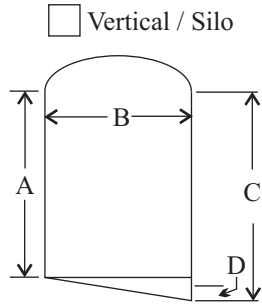
Specific Gravity = \_\_\_\_\_ or Lbs/Gal = \_\_\_\_\_ or Kg/Lit = \_\_\_\_\_  
 (Note: If multiple products in vessel, provide data for heaviest)

Distributor: \_\_\_\_\_

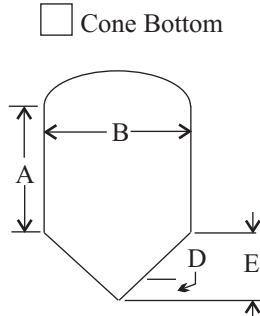
Reference PO#: \_\_\_\_\_

### II. Choose Tank Style - Use One Form Per Tank Style

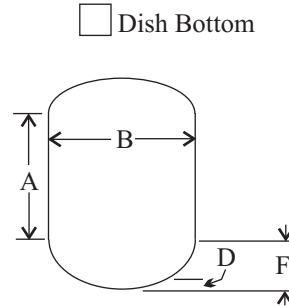
Tank Tag or Identification: \_\_\_\_\_



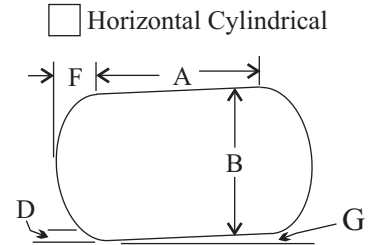
C & D  
 If supplying sensor only, ALL if new or existing Indicator



A, E & D  
 If supplying sensor only, ALL if new or existing Indicator



A, F & D  
 If supplying sensor only, ALL if new or existing Indicator



Dish Both Ends  Yes  No  
 B & D  
 If supplying sensor only, ALL if new or existing Indicator

**A:** Straight Side = \_\_\_\_\_ Inches    **B:** Inside Diameter = \_\_\_\_\_ Inches    **C:** Straight Side + Sloped Area = \_\_\_\_\_ Inches  
**D:** Bottom of Tank to Center of Shell = \_\_\_\_\_ Inches    **E:** Depth of Cone = \_\_\_\_\_ Inches  
**F:** Depth of Dish = \_\_\_\_\_ Inches    **G:** Pitch of Tank = \_\_\_\_\_ Inches / Foot

**Receiver:**  Anderson Indicator: Model: \_\_\_\_\_ Serial #: \_\_\_\_\_  Customer Supplied (Specify) \_\_\_\_\_

### III. Choose Fitting

- 089 Anderson Flush Mount Long (Insulated Wall)
- 088 Anderson Flush Mount Short (Non-insulated Wall)
- 091 Cherry-Burrell Flush Mount Long (Insulated Wall)
- 090 Cherry-Burrell Flush Mount Short (Non-Insulated Wall)
- 094 King Gauge™ - Short (1-7/8" shell depth - #1777-2)
- 093 King Gauge™ - Medium (6-1/4" shell depth - #1777)
- 092 King Gauge™ - Long (8-1/2" shell depth - #1777-3)
- 095 Tank Mate™ - Short (3-1/4" shell depth - 200WVE)
- 096 Tank Mate™ - Medium (5-1/2" shell depth - 205WVE)
- 097 Tank Mate™ - Long (8-1/4" shell depth - 208WVE)
- 154 Endress & Hauser Universal Adaptor
- 004 1-1/2" Tri-Clamp®
- 005 2" Tri-Clamp®
- 147 Continental Long
- 146 Continental Short
- 169 Liquid Scale Flush Mount Medium

**NOTE:** Tank-Mate Sensors Require Shell Adapter Kit. **Check Box To Include**

- 095 Fitting - Kit 57200A0002
- 096 & 097 Fitting - Kit 57200A0001

**NOTE:** Liquid Scale sensors require Shell Adaptor. **Check Box To Include**

- 169 Fitting - Adaptor 4593600000

### IV. Process Details

#### Mounting Orientation

- Horizontal
- Vertical (Diaphragm Up)
- \_\_\_\_\_ Degrees from Horizontal

#### Process Temperature (0-265 Deg F Limit) (0-250 Deg F Compensated)

\_\_\_\_\_ Degrees F or C Max  
 \_\_\_\_\_ Degrees F or C Min  
 \_\_\_\_\_ Degrees F or C Normal Operating

#### Ambient Temperature (15-120 Deg F Limit)

\_\_\_\_\_ Degrees F or C Max  
 \_\_\_\_\_ Degrees F or C Min  
 \_\_\_\_\_ Degrees F or C Normal Operating